



# SW6620W(6V620W)



### Specifications

|   |              |                      |
|---|--------------|----------------------|
| Nominal Voltage                         |              | 6V                   |
| CAPACITY(15 minutes rate to 1.67V/cell) |              | 620W                 |
| Dimensions                              | Total Height | 230 mm (9.05 inches) |
|   | Height       | 224 mm (8.93 inches) |
|   | Length       | 323 mm (12.7 inches) |
|   | Width        | 178 mm (7.01 inches) |
| Weight Approx                           |              | 29.5 Kg (64.9 lbs)   |

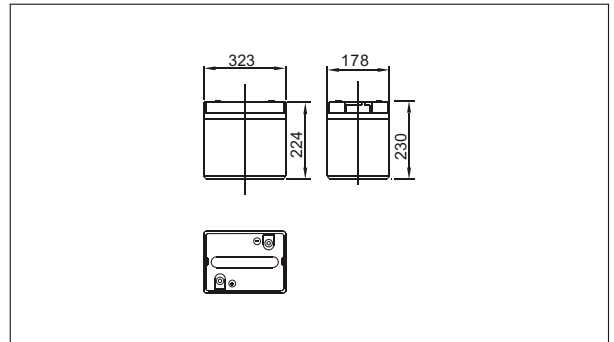
### Characteristics

|   |                                    |  |
|---|------------------------------------|--|
| Capacity<br>25°C(77°F)                                  | 60min rate                         | 558W   |
|   | 30min rate                         | 978W   |
|   | 15min rate                         | 1860W  |
|   | 6min rate                          | 3584W  |
| Internal Resistance                                     | Full charged Battery at 25°C(77°F) | 0.5 mΩ   |
| Capacity<br>affected<br>by Temperature<br>(20hour rate) | 40°C(104°F)                        | 102%   |
|   | 25°C(77°F)                         | 100%   |
|   | 0°C(32°F)                          | 85%  |
|   | -15°C(5°F)                         | 65%  |
| Self-Discharge<br>at 25 °C(77 °F)                       | Capacity after 3 month storage     | 91%  |
|   | Capacity after 6 month storage     | 82%  |
|   | Capacity after 12 month storage    | 64%  |
| Terminal  | T10、T19                            |  |
| Charge<br>(constant<br>Voltage)                         | Cycle                              | Initial Charging Current less than 80A<br>Voltage 14.10-14.40V |
|   | Float                              | Voltage 13.50-13.80V   |

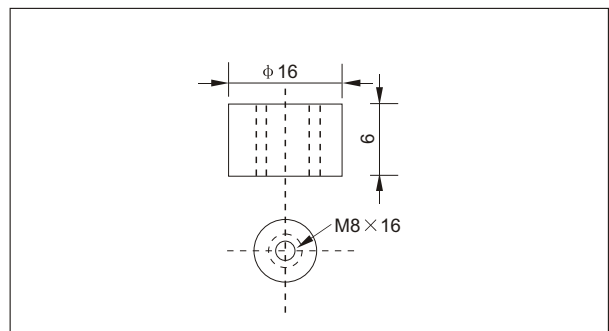
### Constant power discharge :watts(25°C , 77 °F)

|       | 5min | 10min | 15min | 20min | 30min | 40min | 45min | 50min | 60min | 90min |
|-------|------|-------|-------|-------|-------|-------|-------|-------|-------|-------|
| 4.8V  | 3584 | 2457  | 1903  | 1566  | 1170  | 941   | 861   | 787   | 675   | 502   |
| 5.01V | 3400 | 2377  | 1861  | 1542  | 1143  | 914   | 828   | 765   | 659   | 485   |
| 5.1V  | 3350 | 2377  | 1818  | 1505  | 1122  | 893   | 818   | 755   | 643   | 468   |
| 5.25V | 3148 | 2233  | 1770  | 1478  | 1100  | 872   | 792   | 723   | 616   | 446   |
| 5.4V  | 2621 | 1999  | 1568  | 1372  | 978   | 813   | 707   | 675   | 558   | 428   |
| 5.55V | 2196 | 1786  | 1425  | 1265  | 909   | 765   | 664   | 638   | 524   | 407   |

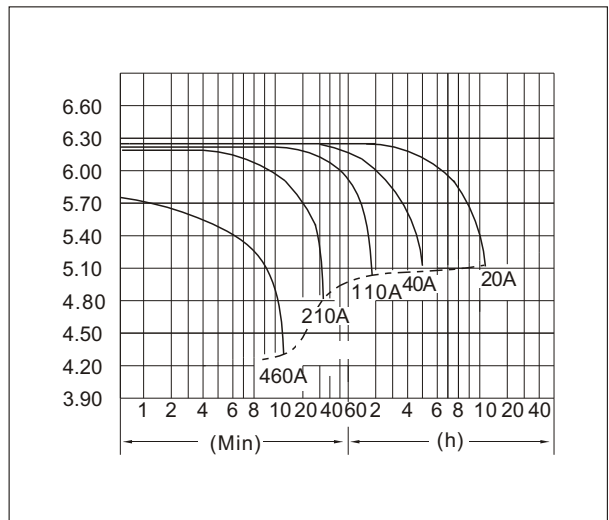
### Outer dimensions (mm)



### Terminal Type (mm)



### Discharge Curves 25 °C(77°F)



### Constant current discharge unit:A(25°C , 77 °F)

|       | 5min  | 10min | 15min | 20min | 30min | 40min | 45min | 50min | 60min | 90min |
|-------|-------|-------|-------|-------|-------|-------|-------|-------|-------|-------|
| 4.8V  | 679.0 | 460.9 | 356.3 | 292.5 | 218.0 | 174.4 | 159.4 | 145.4 | 124.4 | 92.4  |
| 5.01V | 632.9 | 437.9 | 342.1 | 281.9 | 209.2 | 167.0 | 151.2 | 138.5 | 119.0 | 87.6  |
| 5.1V  | 616.9 | 418.4 | 329.7 | 273.0 | 202.1 | 161.5 | 147.8 | 135.4 | 115.1 | 83.9  |
| 5.25V | 567.3 | 402.4 | 308.5 | 264.1 | 187.9 | 155.3 | 135.8 | 128.5 | 104.9 | 78.7  |
| 5.4V  | 464.5 | 351.0 | 273.0 | 239.3 | 169.8 | 141.1 | 122.7 | 116.6 | 96.6  | 73.7  |
| 5.55V | 388.2 | 313.8 | 250.0 | 219.8 | 158.5 | 132.8 | 115.1 | 109.9 | 90.6  | 70.0  |